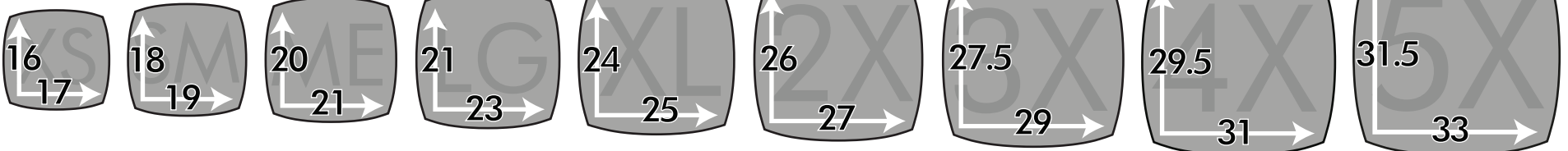
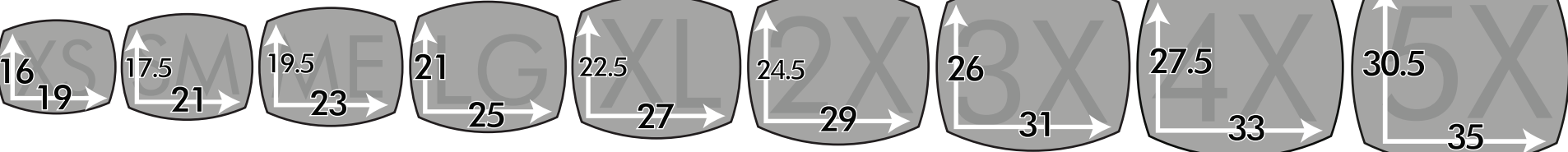


DIMENSIONS OF CHAMPIONSHIP RING TOPS

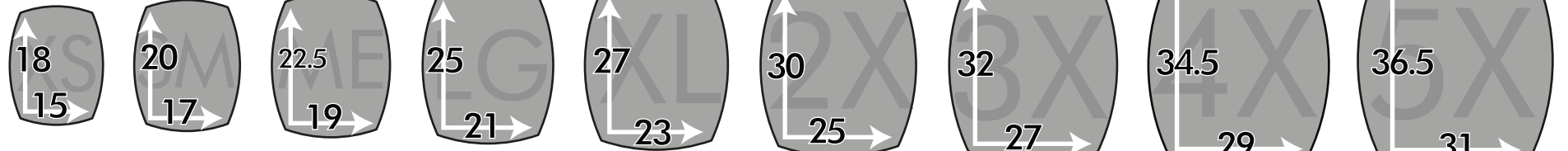
CA BASE



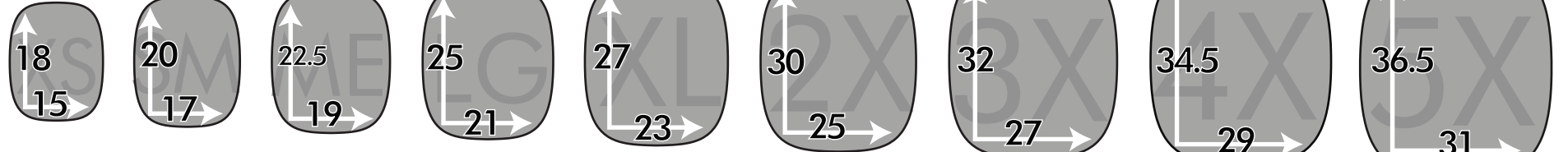
CB BASE



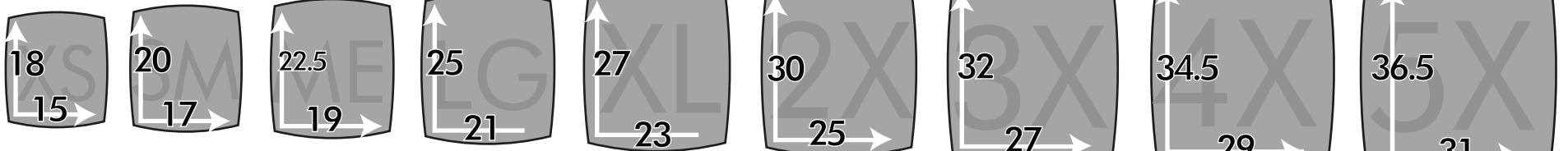
CC BASE



CF BASE



CM BASE



Approx. Weight in Gold 10-25g

Approx. Weight in Gold 20-25g

Approx. Weight in Gold 30-35g

Approx. Weight in Gold 45-50g

Approx. Weight in Gold 55-60g

Approx. Weight in Gold 65-70g

Approx. Weight in Gold 75-80g

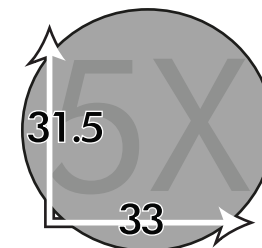
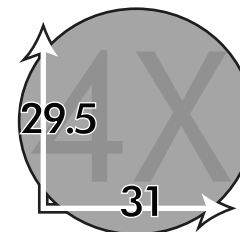
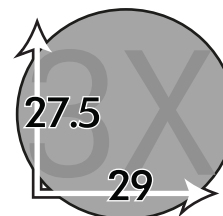
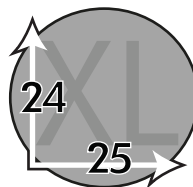
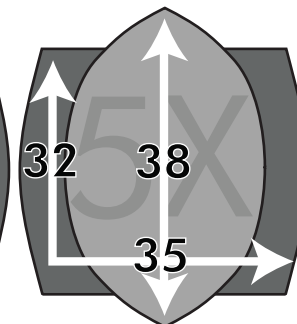
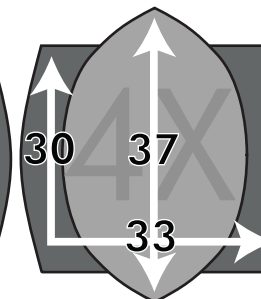
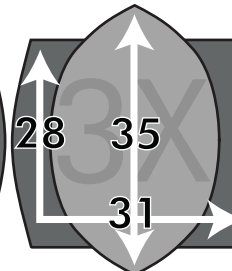
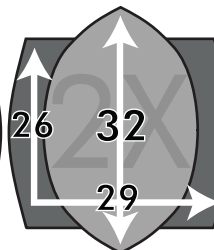


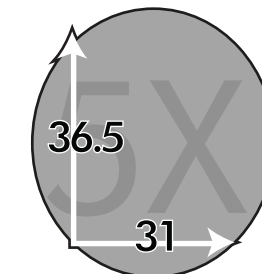



Approx. Weight in Gold 85-90g

Approx. Weight in Gold 95-100g

DIMENSIONS OF CHAMPIONSHIP RING TOPSALL MEASUREMENTS ARE IN MM. MINOR SIZE VARIATIONS WILL OCCUR IN THE MANUFACTURING PROCESS.
RINGS CAN SHRINK UP TO 2MM FROM CASTING TO FINAL RING.

WWW.BARONRINGS.COM

1 866 944 4089

 **BARON**
CHAMPIONSHIP RINGS**CJ BASE****CN BASE****CO BASE**Approx. Weight
in Gold 10-25gApprox. Weight
in Gold 20-25gApprox. Weight
in Gold 30-35gApprox. Weight
in Gold 45-50gApprox. Weight
in Gold 55-60gApprox. Weight
in Gold 65-70gApprox. Weight
in Gold 75-80gApprox. Weight
in Gold 85-90gApprox. Weight
in Gold 95-100g